

PRODUCT SPECIFICATION

Model No.: CSDM-88202VM

Descriptions:
<ul style="list-style-type: none"> ■ 2.3 Inch Dot-Matrix Display ■ 8*8 Array with X-Y Select ■ CSDM-88202VM is Common Column Cathode ■ Emitting Color: Orange; Yellow Green ■ Standard: -11: Gray face, white Dot. -21: Black face, white Dot.



CUSTOMER APPROVED SIGNATURES	APPROVED BY	CHECKED BY	PREPARED BY

OPTO PLUS TECHNOLOGIES CO.,LTD
 Address:No.696,Yangming North Rd,
 ShaoXing City,ZheJiang Province, P.R.China.
 Tel :86-575-88623888
 Fax:86-575-88623112

Model No.: CSDM-88202VM

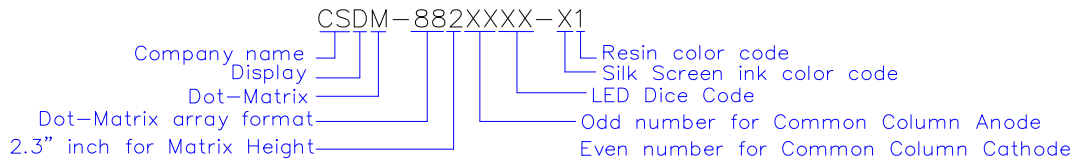
Features -

1. 2.3 inch (58.34mm) matrix height.
2. Case mold type.
3. RoHS compliant.
4. Low power consumption.
5. Easy mounting on P.C. board or socket.

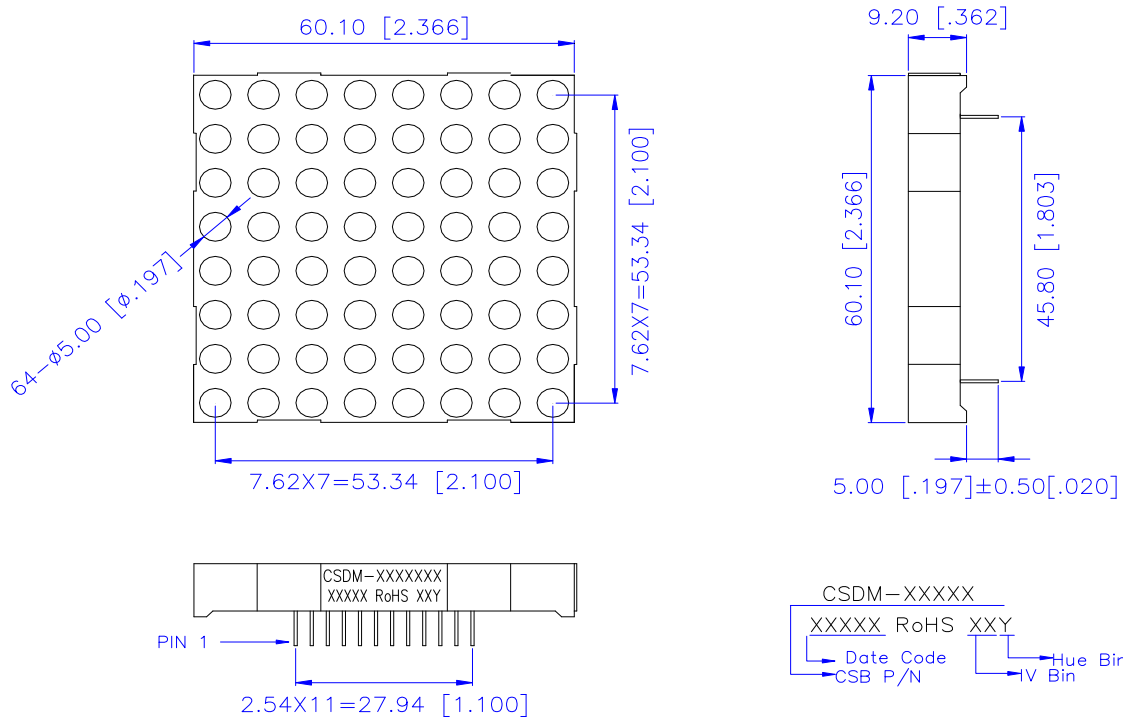
Device Selection Guide -

Model No.	Chip	
	Material	Emitting Color
CSDM-88202VM	AlGaInP	Orange
		Yellow Green

LED Numeric/Alphanumeric Display



Mechanical Dimensions -

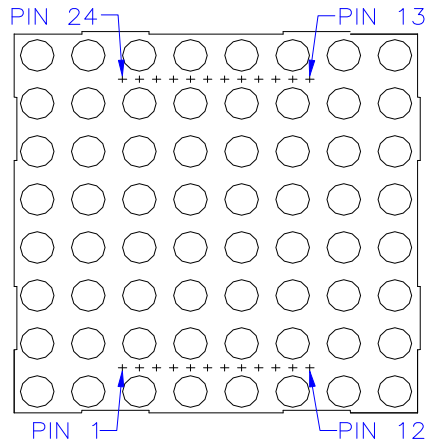


Notes:

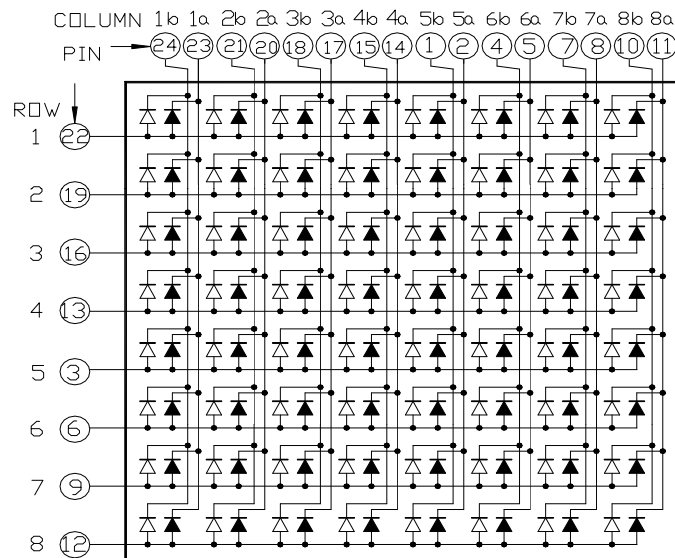
1. All pins are $\Phi 0.5 [0.020] \pm 0.1 [0.004]$
2. Dimension in millimeter [inch], tolerance is $\pm 0.25 [0.010]$ and angle is $\pm 1^\circ$ unless otherwise noted.
3. Bending \leq Length*1%.

Model No.: CSDM-88202VM

■ All Light On Segments Feature & Pin Position



■ Internal Circuit Diagrams -



Note: "a" ⇨ Orange color chip
 "b" ⇨ Yellow Green color chip

CSDM-88202VM is Common Column Cathode

Model No.: CSDM-88202VM

■ Absolute Maximum Rating -

(Ta=25°C)

Parameter	Symbol	Rating	Unit
Power Dissipation Per Dice	P_{AD}	70	mW
Derating Liner from 25°C per Dice	-	0.33	mA/°C
Continuous Forward Current Per Dice	I_{AF}	25	mA
Peak Current Per Dice(duty cycle 1/10,1KHz)	I_{PF}	90	mA
Reverse Voltage Per Dice	V_R	5	V
Operating Temp.	T_{opr}	-35 ~ +85	°C
Storage Temp.	T_{stg}	-35 ~ +85	°C
Hand Soldering Temp.	T_{sol}	350	°C

■ Electro-optical Characteristics -

(Ta=25°C)

Parameter	Symbol	Chip	Min.	Typ.	Max.	Unit	Condition
Luminous Intensity Per Segment	I_v	M	-	28	-	mcd	IF=10mA
		V	-	62	-		
Forward Voltage Per Segment	V_F	M/V	-	2	2.8	V	IF=20mA
Peak Emission Wavelength / Dominant Wavelength	λ_P/λ_d	M	-	572/570	-	nm	IF=20mA
		V	-	632/625	-		
Reverse Current	I_R		-	-	100	μA	V _R =5V
Luminous Intensity Matching Ratio	I_{V-m}		-	-	2:1	-	*1

Notes: *1 Condition is I_p=80mA 1/16Duty

Model No.: CSDM-88202VM

■ Electrical / Optical Characteristics Curves -

(Ta = 25°C Unless Otherwise Noted)

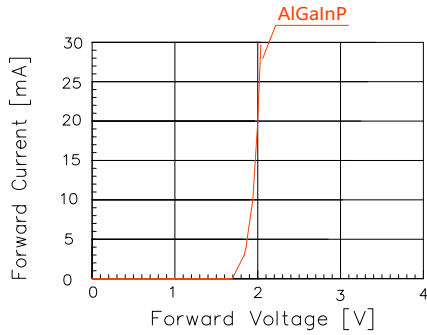


Fig 1. Forward Current vs. Forward Voltage

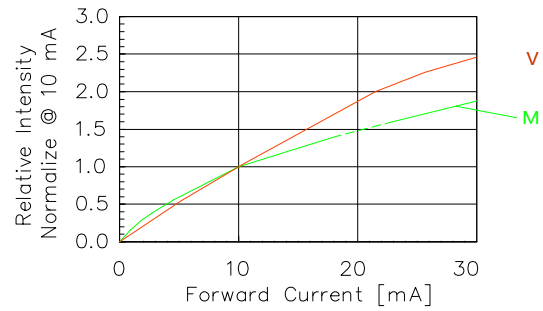


Fig 2. Relative Intensity vs. Forward Current

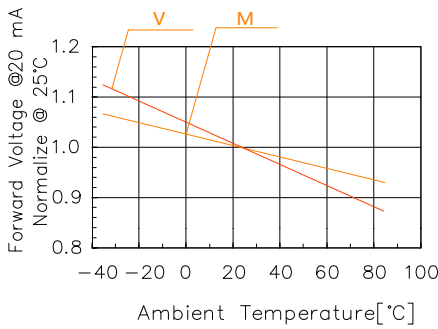


Fig 3. Forward Voltage vs. Temperature

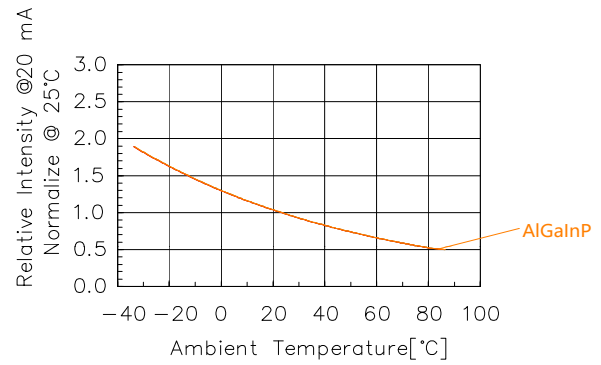


Fig 4. Relative Intensity vs. Temperature

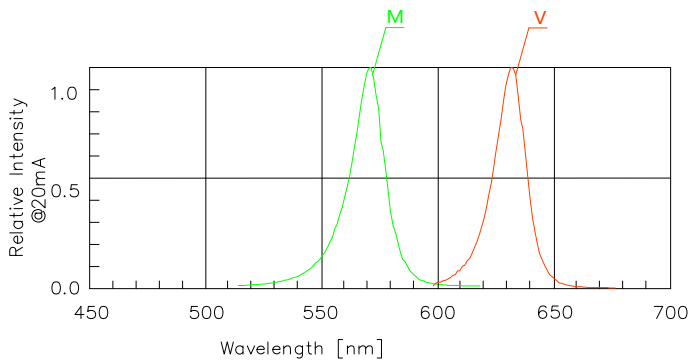


Fig 5. Relative Intensity vs. Wavelength

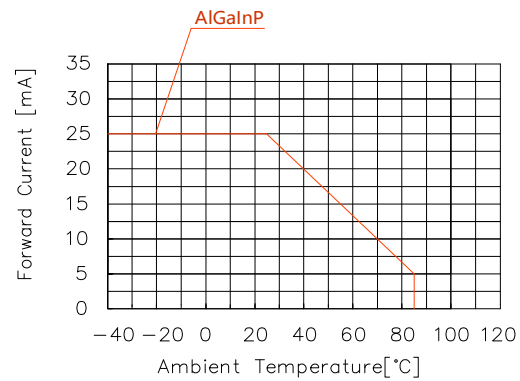


Fig 6. Forward current vs. Temperature

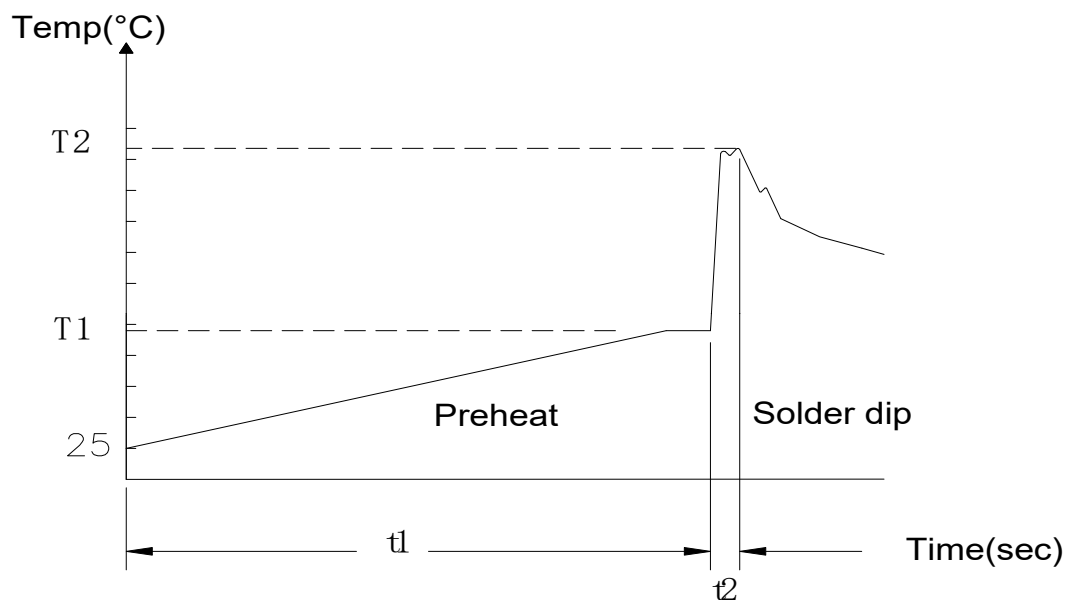
Model No.: CSDM-88202VM

■ Precautions For Use -

1.Wave Soldering Profile

Distance:1.6mm min(From seating plane)

Item	Condition		Note
Preheat	Temperature T1	80 – 120°C	PWB temperature (Soldering side surface)
	Time t1	60 – 180sec	
Solder Dip	Temperature T2	230 – 260°C	Bath temperature
	Time t2	2 – 4sec	Solder tank passage time



2.Hand Soldering (Iron Condition)

Soldering Iron:30W Max

Temperature 350°C Max

Soldering Time:3 Seconds Max(One Time)

Distance:1.6mm min(From seating plane)